



Name: \_\_\_\_\_

Appointment Date: \_\_\_\_\_

Check In Time: \_\_\_\_\_

Location: \_\_\_\_\_

An integrated PET/CT scan combines images from a positron emission tomography (PET) scan and a computed tomography (CT) scan that have been performed at the same time using the same machine. A CT scan provides detailed pictures of tissues and organs inside the body, while a PET scan reveals any abnormal activity. Combining these scans creates a more complete image than either test can offer alone.









The PET/CT AXUMIN studies are performed strictly for recurrent Prostate Cancer imaging. The scan helps distinguish between benign and malignant disorders by assessing tissues at a cellular level

**If you have any questions regarding your exam, please feel free to call us:**

**PET/CT Scheduler:** (541) 334-7555 ♦ **TF:** (888) 968-7608

**Fax Orders:** (541) 334-7556

**Online:** <https://oregonimaging.com>

Day prior to your exam	For your PET/CT exam	After your exam
<p>There is no preparation needed the day prior to the exam</p>	<ul style="list-style-type: none"> <li> No food 4 hours prior to exam</li> <li> Do not consume nicotine or caffeine for 4 hours prior to your exam</li> <li> Drink only water prior to the test, no specific amount is required</li> <li> Plan to be at the testing center for less than 1 hour. It is important to arrive on time.</li> <li> A PET/CT scan is not painful but it requires patience. You will receive an injection and imaging will begin almost immediately. The entire imaging process will take approximately 25 minutes.</li> </ul> <p>If you cannot arrive on time, please call 24 hours in advance to reschedule your test. <b><u>AXUMIN is an extremely expensive medicine</u></b>; if you fail to arrive on time for your appointment you may be charged.</p>	<ul style="list-style-type: none"> <li> Drink at least 1 liter (4 cups) of water during the course of the day.</li> <li> You may eat and drink without restrictions.</li> <li> A highly specialized radiologist will interpret your images and prepare a diagnostic report for your physician. The results of our study will be reported to your physician within 24 hours. We provide consultation and analysis of the scans and collaborate with your physician if requested. However, only your physician is authorized to report the results to you.</li> </ul>